


MT SUBMINIATURE ROTARY SWITCH

GENERAL ELECTRICAL & MECHANICAL SPECIFICATION

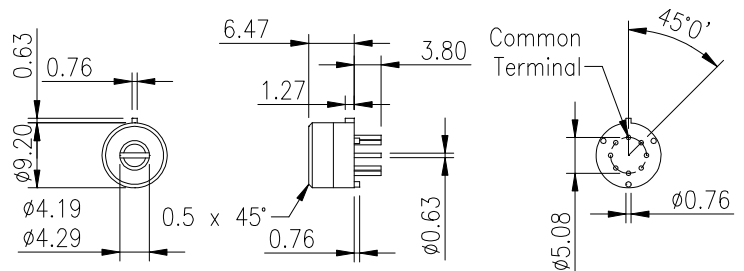
Switch Ratings:	500mA @ 24Vac/dc
Life:	>5,000 Cycles
Operating Temperature:	-30°C to +65 °C
Proof Voltage:	500Vac (Initial)
Insulation Resistance:	>999 MΩ at 500Vdc (Initial)
Contact Resistance:	<50 mΩ (Initial) <100 mΩ after operating life
Indexing Angle:	45° position – 8 position max.
Rotational Torque:	3.2+/-0.5 cNm (nominal)
End Stop Torque:	14 cNm (nominal)
Switching Base/Index:	Polyester G.F. (PBT) V0 Rated
Spindle:	Acetal Homopolymer
Rotor Contact:	Brass CZ108 Au Plated
Common Ring Terminal:	Phosphor Bronze Au Plated
Selected Terminals:	Copper Alloy Au Plated



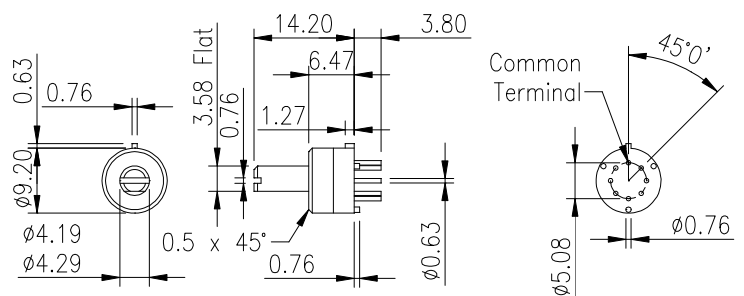
GENERAL FEATURES

- Moulded 9.2mm diameter TO-5 Rotary Switch.
- 45° Indexing, positive action
- 1 Pole up to 7 break-before-make positions + "OFF"
- 6.4mm mounted height above PCB.
- Screwdriver operating slot flush with top of housing.
- Also available with 7.75mm long x 3.58mm diameter spindle with full length flat and screwdriver slot.
- Stops available as required from 2 to 8 positions.
- Optional protective cover (MT10-0084/0020).

FLUSH SCREWDRIVER SLOT OPERATING VERSION



SPINDLE OPERATED VERSION



ORDERING CODES

ROTATION	NUMBER OF POSITIONS	TRAVEL	PART NUMBER (FLUSH SLOT)	PART NUMBER (WITH SPINDLE)
No Stop Continuous Rotation	OFF, 1,2,3,4,5,6,7	360°	MT-11-10	MT-21-10
"OFF" In Extreme Anti-Clockwise Position (Position 1)	OFF, 1,2,3,4,5,6,7	315°	MT-11-80	MT-21-80
	OFF, 1,2,3,4,5,6	270°	MT-11-70	MT-21-70
	OFF, 1,2,3,4,5	225°	MT-11-60	MT-21-60
	OFF, 1,2,3,4	180°	MT-11-50	MT-21-50
	OFF, 1,2,3	135°	MT-11-40	MT-21-40
	OFF, 1, 2	90°	MT-11-30	MT-21-30
	OFF, 1	45°	MT-11-20	MT-21-20

ROTATION	NUMBER OF POSITIONS	TRAVEL	PART NUMBER (FLUSH SLOT)	PART NUMBER (WITH SPINDLE)
	NOTE: start position is 45° clockwise different from MT-11 & MT21 types			
"OFF" in Extreme Clockwise position (position 8)	1,2,3,4,5,6,7,OFF	315°	MT-12-80	MT-22-80
	1,2,3,4,5,6,7	270°	MT-12-70	MT-22-70
	1,2,3,4,5,6	225°	MT-12-60	MT-22-60
	1,2,3,4,5	180°	MT-12-50	MT-22-50
	1,2,3,4	135°	MT-12-40	MT-22-40
	1,2,3	90°	MT-12-30	MT-22-30
	1,2	45°	MT-12-20	MT-22-20